




Eurasian Railfreight Specialist

member of
RZD Logistics 



About us

- Profile
- History
- Locations
- Standards
- Benefits

About us

People



Yulia Kosolapova,
Managing Director



Jürgen Huschka,
Managing Director



more than **90 employees and agents** in
Europe and Asia

Performance



more than **132 000 000 USD turnover** 2019

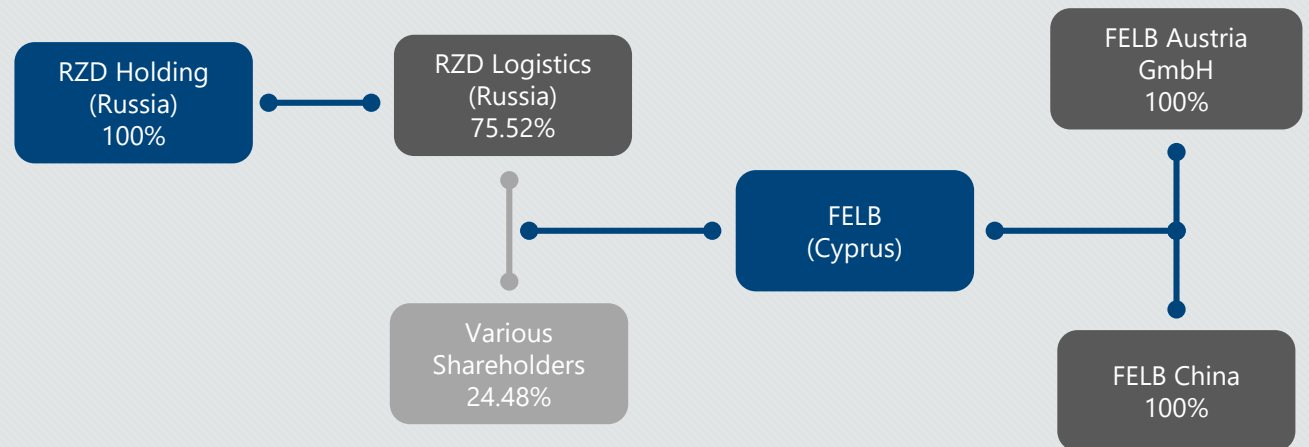


more than **60 000 TEU** shipped in 2019

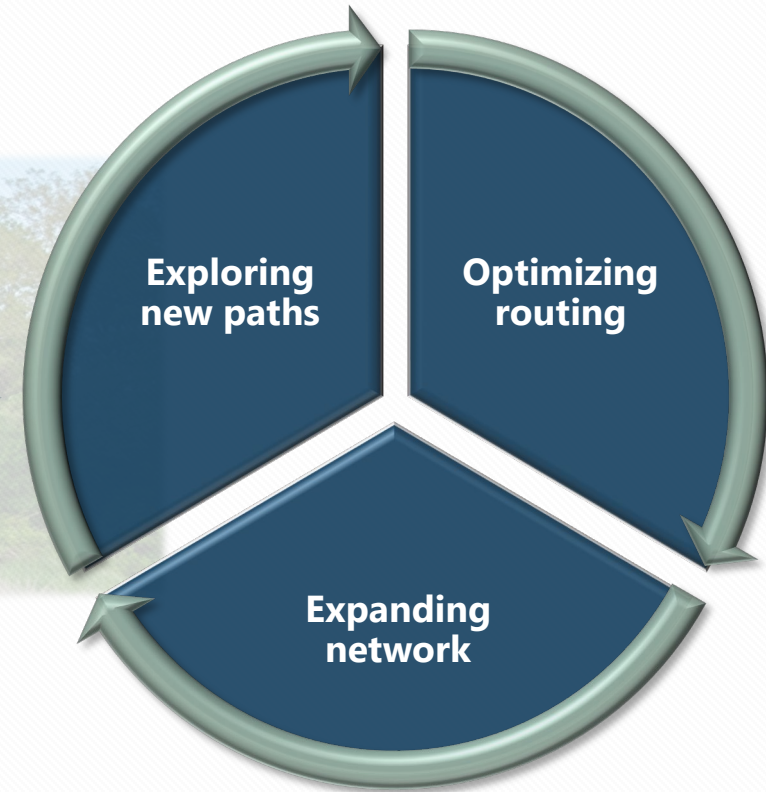
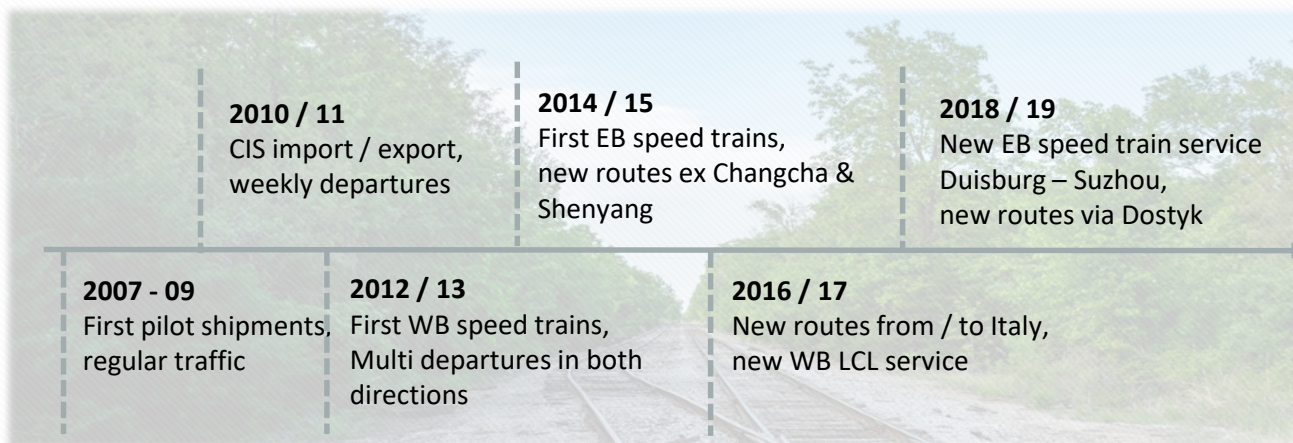
Power



no one is faster on CIS broad gauge



History of innovation



Our locations



Our operational standards



Compliance

with CMR / CIM / SMGS regulations and applicable laws



Insurance

covering cargo up to \$ 15 000 000



Tracing

daily information of container position



Equipment

cargo worthy according to UCIRC standards with valid CSC plates



Documentation

Electronic unique railway bill

Your benefits





Portfolio

- Eastbound Speed Train
- Westbound Speed Train
- CIS Import / Export
- Your Train
- Regular FCL Departures
- Service Map

FCL Eastbound Speed Train Service



Weekly departures

ex Hamburg, Duisburg and Warsaw,
daily departure ex Milan to Duisburg
With precarriage options in Europe

To

Changchun, Shenyang and Suzhou
with possible oncarriage options within China and
also to Japan and South Korea

Via

Malaszewicze / Brest and
Zabaikalsk / Manzhouli or Dostyk / Alanshankou

Transit time examples

- Duisburg – Suzhou 19 – 21 days
- Milan – Changchun 23 - 25 days

LCL Option ex Duisburg available

Register for our Newsletter or get in touch with our Sales Team for getting our up to date departure schedule. Actual departures and transit time are subject to change.

FCL Westbound Speed Train Service

Weekly departures

ex Shenyang, Changchun and Suzhou
with precarriage options within China and also
from Japan and South Korea

To

Hamburg, Duisburg, Warsaw and Milan
with oncarriage options in Europe

Via

Manzhouli / Zabaikalsk or
Alanshankou / Dostyk
and Brest / Malaszewicze

Transit time examples

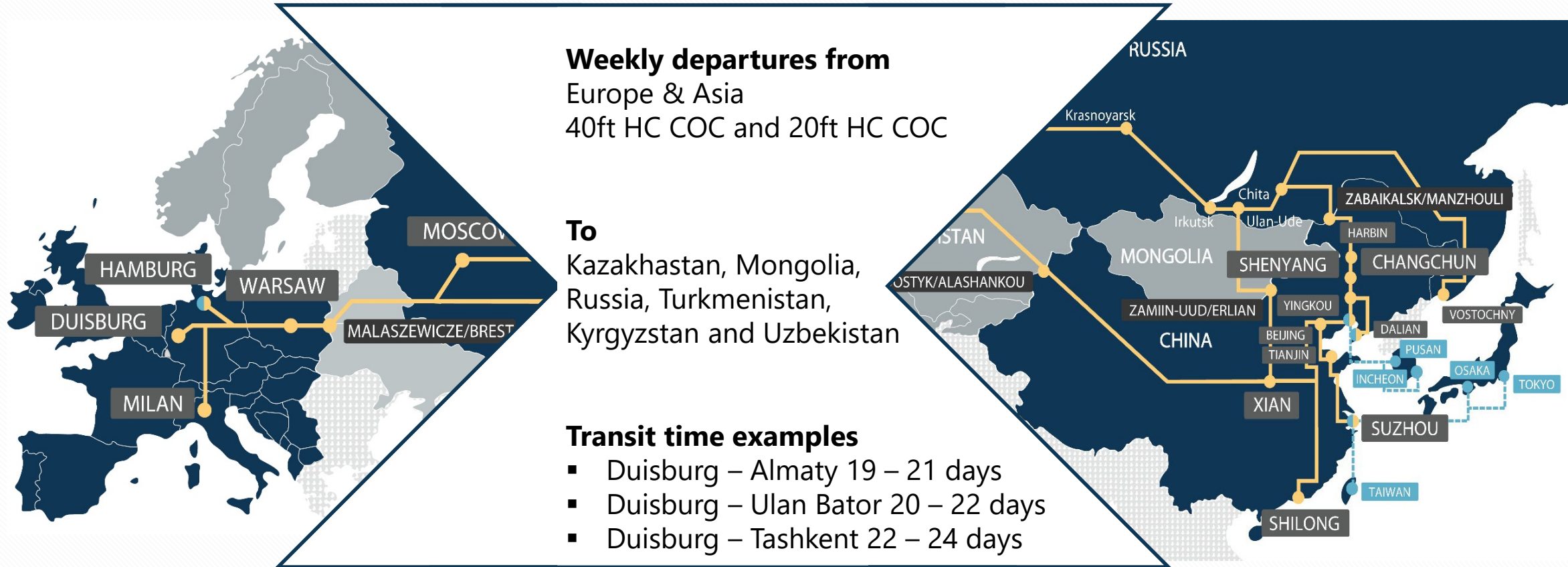
- Suzhou - Duisburg 19 – 21 days
- Changchun - Milan 23 - 25 days

LCL Option ex Suzhou available



Register for our Newsletter or get in touch with our Sales Team for getting our uptodate departure schedule. Actual departures and transit time are subject to change.

CIS Import / Export



Register for our Newsletter or get in touch with our Sales Team for getting our up-to-date departure schedule. Actual departures and transit time are subject to change.

Your personal train

41 x 40ft cntr with only your cargo **from one departure location** within our service area **to one destination location**

Cheaper rates

We check & negotiate possible subsidys with chinese platforms for you.

Dedication

We operate your train for you.
Customized tracing is also possible.



Faster transit time

No waiting time after change of gauge,
Optimized routing based on your demands also outside our existing connections.

Branding

Have your train branded with your Logo.

Benefit NOW from all our expertise with **reduced rates** and **faster transit time**. Get in touch with our Sales Team.

FCL Departure Plan



TRAIN DEPARTURE

EX HAMBURG

Doc FCL Closing	Closing time	Train dept.: Friday
3 days prior to departure	2 days prior to departure	every Friday



TRAIN DEPARTURE

EX DUISBURG

Doc FCL Closing	Closing time	Train dept.: Saturday
3 days prior to departure	2 days prior to departure	every Saturday



TRAIN DEPARTURE

EX WARSAW

Doc FCL Closing	Closing time	Train dept.: Friday
2 days prior to departure	1 days prior to departure	every Friday



TRAIN DEPARTURE

EX MILAN

Cut off	Closing time	Train dept.
2 days prior to departure	1 day prior to departure	daily
We will book your container on a suitable train in order to catch the train ex DE. TT Milan – DE: 2 days		



TRAIN DEPARTURE EX SHENYANG

Documents & gate closing

Train dept.: **Saturday**

Wednesday @ 17:00

every Saturday



TRAIN DEPARTURE EX CHANGCHUN

Documents & gate closing

Train dept.: **Saturday**

3 days prior to departure

every Saturday

via Chanchun also connections from & to South Korea (Incheon) via short sea vessel available



TRAIN DEPARTURE EX SHILONG

Cut off time

Doc closing Time

Train dept.: **Thursday**

3 days prior to departure

2 days prior to departure

every Thursday



TRAIN DEPARTURE EX SUZHOU

Customs cut off

Gate in cut off

Train dept.: **Sunday**

3 days prior to departure @ 12:00 noon

Every Sunday at 02:00

via Suzhou also connections from & to Japan (Tokio,...) available

Full Service Map





References

- Rail vs Air & Sea
- Contacts

Comparison of transport modes

Railfreight = faster than sea + cheaper than air



Sea

~ 20 000 km
~ 5 + weeks
~ 2,5 K kg CO²/ TEU



Rail

~ 11 000 km
~ 2 – 3 weeks
~ 3,5 K kg CO²/ TEU



Air

~ 8 500 km
~ 3 – 7 days
~ 44 K kg CO²/ TEU



FAR EAST LAND BRIDGE LTD.

Administration Office

Rivergate Handelskai 92, Gate 2/3.OG/Top G,
A-1200 Vienna

Telephone: +43 (1) 890 63 39 0 | Fax: +43 (1) 890 63 39 63 | www.felb.world

Legal Address

Agiou Andreou 332, Patrician Chambers
3035 Limassol, Cyprus

Contact your nearest Representative for finding individual solutions for your demands.

Sales Global sales@felb.world

Sales Europe sales.at@felb.world

Sales Italy sales.it@felb.world

Sales Russia sales.ru@felb.world

Sales China sales.cn@felb.world

Stay updated on our activities.

Follow us online and [register here](#) for our Newsletter.

We are looking forward to stay connected.

